KSYRIUM *Elite 11*

Use: for road bike use only. Any other use (such as on a tandem, cyclo-cross bike, or off-road use...) is highly inadvisable, is the sole responsibility of the user and voids the Mavic warranty.
Recommended maximum weight of the cyclist and equipment: 100 kg.

WHEEL WEIGHT WITHOUT QUICK-RELEASE SKEWER

Front	690 g
Rear M10	875 g
Rear ED11	860 g

REFERENCES WHEELS

	Black	Silver
Front	112 215 10	118 428 10
Rear M10	112 216 11	118 429 11
Rear ED11	112 218 12	118 430 12
Pair M10	112 219 14	118 431 14
Pair ED11	112 221 14	118 432 14

RIMS

SALES REFERENCES:

Black:	Front:	120 219 10	**Silver:**	Front:	120 220 10
	Rear:	120 219 13		Rear:	120 220 13

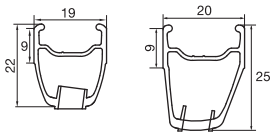

Ø VALVE HOLE
Ø: 6.5 mm
Length: ≥ 32 mm

RECOMMENDED TIRE WIDTH
Dimensions:
Ø 700: ETRTO 622 x 15C
Recommended tire width: 19 to 32 mm

When replacing the rear rim:
1. With the valve hole near you, the two raised indicator bumps must be to the left of the valve hole
2. The first spoke to the right of the valve hole is a traction spoke and should be inserted in the hub non-drive side

HUBS

MAINTENANCE: Clean with a dry cloth or soapy water if necessary.
Do not use a high-pressure washer.

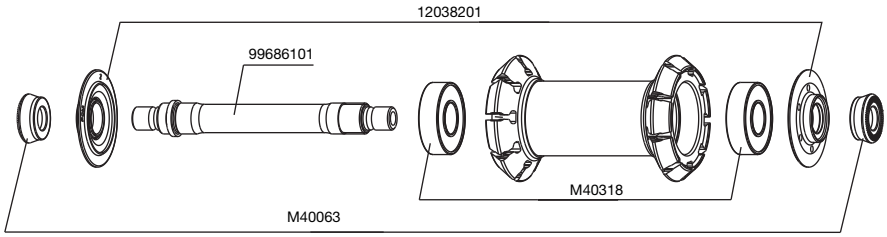

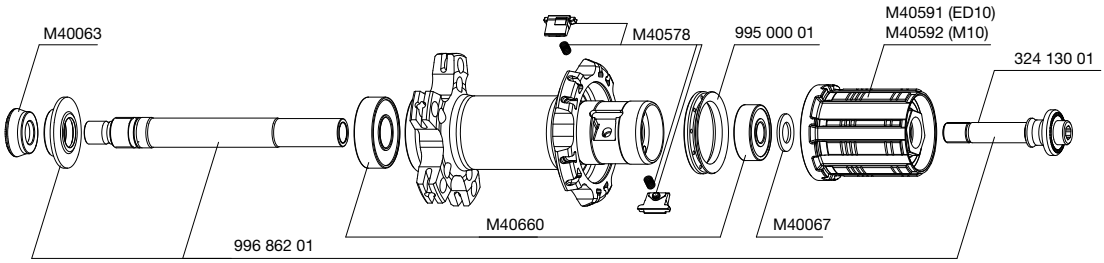

WHEEL BUILDING

REFERENCES AND LENGTHS:

Black:	Front	length 284 mm (per 9, integrated nipples)
	Rear drive side	120 306 01, length 275 mm (per 10, integrated nipples)
	Rear non-drive side	120 307 01, length 301 mm (per 10, integrated nipples)
Silver:		
	Front	120 308 01, length 284 mm (per 9, integrated nipples)
	Rear drive side	120 309 01, length 275 mm (per 10, integrated nipples)
	Rear non-drive side 120 305 01,	120 310 01, length 301 mm (per 10, integrated nipples)

FEATURES:
Ultra-flat straight pull stainless steel spokes with integrated and self-locking M7 nipples

LACING PATTERN:
Front: radial
Rear: Isopulse

TENSION:
Front: 80 to 90 kg
Rear drive side: 140 to 160 kg

ACCESSORIES

WHEELS SUPPLIED WITH:

- BR 301 front quick release 996 939 01
- BR 301 rear quick release 996 940 01
- Free play adjustment wrench M40123 (with rear wheel)
- Spoke wrench M40567 (with rear wheel)
- Spoke wrench 996 079 01 (with rear wheel)
- ED11 12D locking ring (with rear wheel ED11) 108 317 01
- Wheel user guide

MAINTENANCE

Replacing the front axle and bearings	See 2005 TM, page 20
Replacing the rear axle	See 2007 TM, page 20
Maintaining and replacing the free wheel mechanism	See 2003 TM, page 21
Replacing the rear bearings	See 2004 TM, page 22
Replacing a spoke	See 2011 TM, page 20
Replacing the front rim	See 2008 TM, page 25
Replacing the rear rim	See 2009 TM, page 31

Refer to the website for quick and convenient access to information: **www.tech-mavic.com**